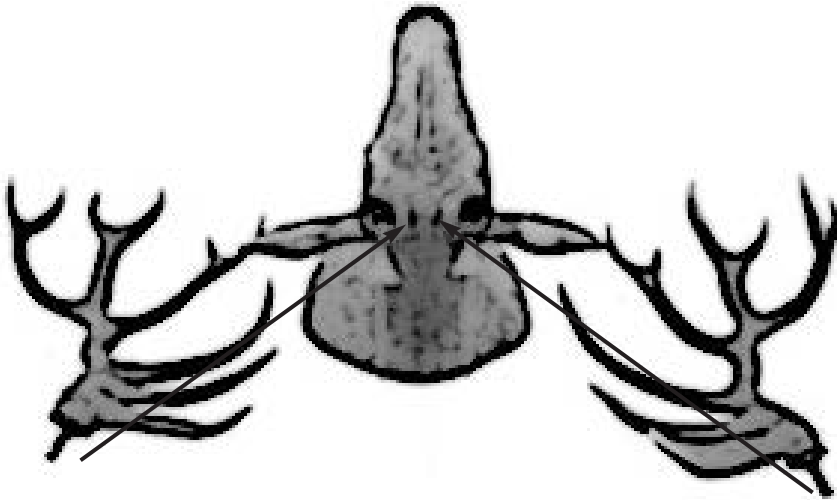



design **TOSCANO**<sup>®</sup>  
**INSTRUCTIONS**  
**FOR PRODUCT**

Thank you for your recent purchase of this Design Toscano hand-crafted piece of wall art. We have taken great care to create this piece especially for you. Please review these instructions and assemble this piece with care.




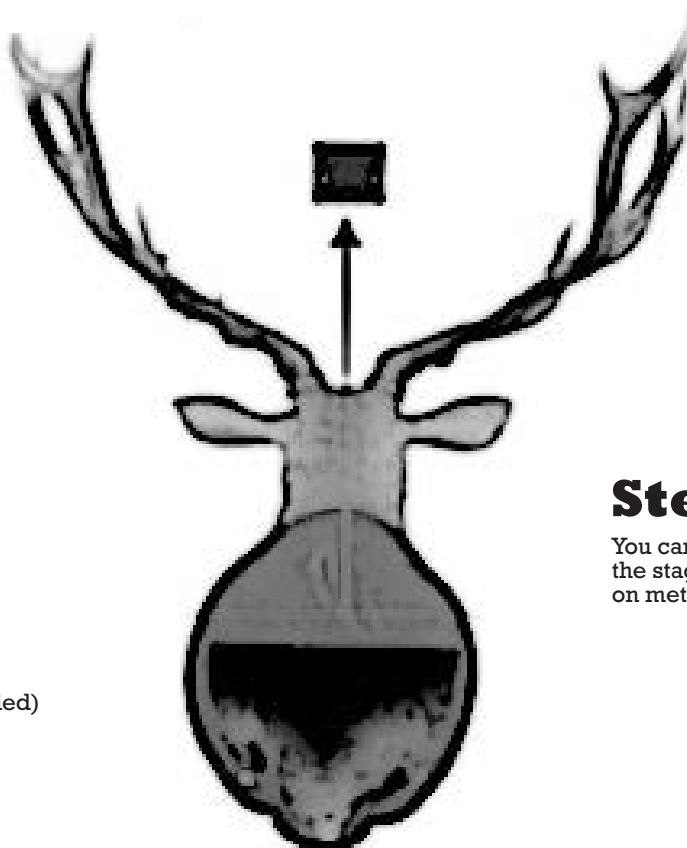
## Parts

A (1 PC)  
Metal Hanger



### Step 1

Insert antlers' metal dowels into slots above the stag's head.



### Step 2

Fasten the metal hanger with screws on the wall. Use wall anchors (not included) if needed to support the weight of the sculpture.

### Step 3

You can now hang the stag head décor on metal hanger.